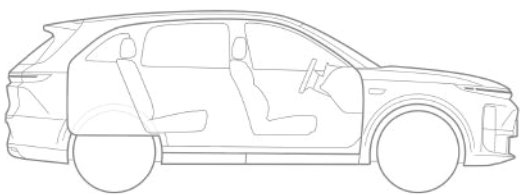
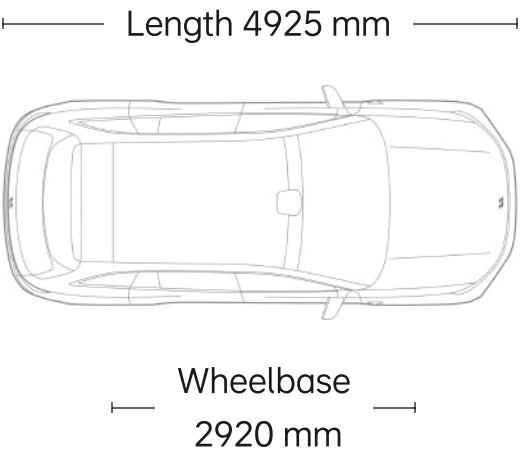
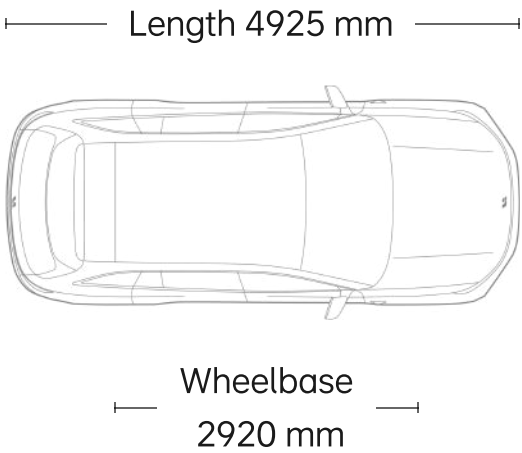
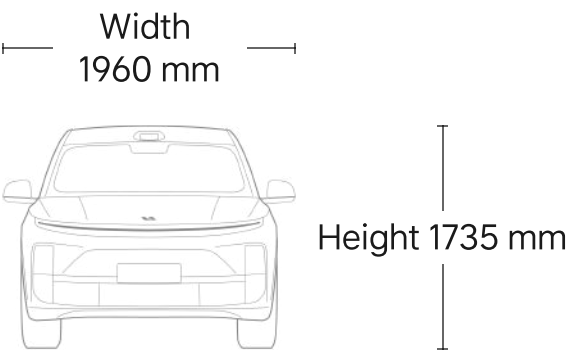
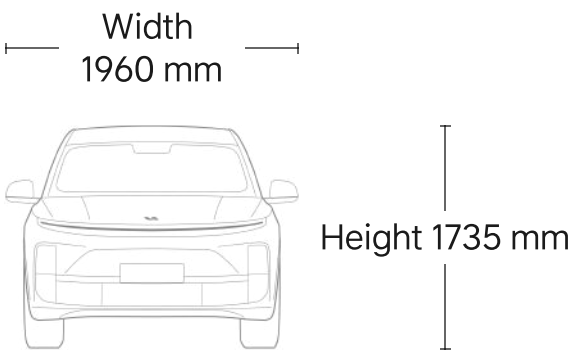


● Standard - N/A

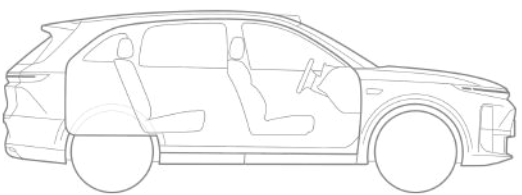
Li L6 Pro

Li L6 Max

Technical Specification



Second Row:
Headroom 968 mm, Maximum
Legroom 1135 mm.



Second Row:
Headroom 968 mm, Maximum
Legroom 1135 mm.

Length	4925mm	4925mm
Width	1960mm	1960mm
Height	1735mm	1735mm
Wheelbase	2920mm	2920mm
Passenger capacity	5	5
Seat layout	2-3	2-3
CLTC range under comprehensive working conditions	1390km	1390km

<div><div><div></div></div><div>Standard</div></div> - N/A	Li L6 Pro	Li L6 Max
Exterior Color and Interior Upholstery		
Paint color		
<div><div></div>White Pearl</div>	<div></div>	<div></div>
<div><div></div>Silver Metallic</div>	<div></div>	<div></div>
<div><div></div>Gray Metallic</div>	<div></div>	<div></div>
<div><div></div>Black Metallic</div>	<div></div>	<div></div>
<div><div></div>Deep Green</div>	<div></div>	<div></div>
<div><div></div>Elephant Grey</div>	<div></div>	<div></div>
Wheels		
<div>20" Silver-Grey Wheels (With 255/50 R20 Silent Tires)</div>	<div></div>	<div></div>
<div>20" Black-Grey Wheels (With 255/50 R20 Silent Tires)</div>	<div></div>	<div></div>
<div>21" Silver-Grey Wheels (With 265/45 R21 Silent Tires)</div>	<div></div>	<div></div>
<div>21" Black-Grey Wheels (With 265/45 R21 Silent Tires)</div>	<div></div>	<div></div>
Interior Upholstery color		
<div><div></div>Black & White</div>	<div></div>	<div></div>
<div><div></div>Black & Orange</div>	<div></div>	<div></div>
<div><div></div>Dynamic Black interior upholstery</div>	<div></div>	<div></div>

● Standard - N/A	Li L6 Pro	Li L6 Max
Extended Platform		
Range Extended EV		
Traction battery	36.8kWh Lithium iron phosphate battery	36.8kWh Lithium iron phosphate battery
Range Extender	1.5T Four-Cylinder	1.5T Four-Cylinder
CLTC range under comprehensive working conditions	1390km	1390km
WLTC range under comprehensive working conditions	1160km	1160km
CLTC battery life under comprehensive working conditions	212km	212km
WLTC battery life under comprehensive working conditions	182km	182km
DC charging time (Typical charging duration)	20 minutes (20%-80%)	20 minutes (20%-80%)
AC slow-charging time (7kW)	6 hours (0-100%)	6 hours (0-100%)
External discharge	3.5kW	3.5kW
Fuel tank capacity	60L	60L
Fuel type	95	95
Environmental standard	China VIB	China VIB
Energy Modes	Electric / Fuel / Hybrid	Electric / Fuel / Hybrid
Power		
Drive system	Front and Rear Motor 4WD	Front and Rear Motor 4WD
Total power of power system	300kW	300kW
Total torque of power system	529N·m	529N·m
0-100km/h acceleration time	5.4s	5.4s

Li L6 | Configuration

● Standard - N/A	Li L6 Pro	Li L6 Max
Maximum speed	180km/h (electronic speed control)	180km/h (electronic speed control)
5-in-1 front drive system	Power: 130kW Torque: 220N·m	Power: 130kW Torque: 220N·m
3-in-1 rear drive system	Power: 170kW Torque: 309N·m	Power: 170kW Torque: 309N·m
Power Mode	Comfort, Standard, Sport, Performance	Comfort, Standard, Sport, Performance
Chassis		
Front suspension type	Double wishbone front suspension	Double wishbone front suspension
Rear suspension type	Five-link rear suspension	Five-link rear suspension
Magic Carpet Air Suspension	CDC motion suspension	CDC motion suspension
Continuous damping control	●	●
Tough road modes	Conquer Off-road Obstacles, slippery road mode, and hill descent control	Conquer Off-road Obstacles, slippery road mode, and hill descent control
Variable speed EPS	●	●
Regenerative braking system	Comfort, Standard, Strong	Comfort, Standard, Strong
Ventilated front & rear disc brakes	●	●
Electronic braking assistance	●	●
Comfort and Luxury Features		
Seats		
First row seats		
Nappa leather seats	●	●
Comfortable sponge	●	●
Comfortable soft headrests	×2	×2
Ventilated seats	●	●

Li L6 | Configuration

● Standard - N/A	Li L6 Pro	Li L6 Max
Heated seats	●	●
Electric seats	●	●
Spa-grade 10-point massage (10 points at back)	●	●
Seat memory	●	●
Second row seats		
Nappa leather seats	●	●
Comfortable sponge	●	●
Comfortable soft headrests	×3	×3
Ventilated seats	●	●
Heated seats	●	●
Electric seats	●	●
Comfort Cockpit Features		
Advanced Audio System	●	-
Platinum Audio System	-	●
Smart warmer/refrigerator (with electric control)	-	●
Tri-zone smart climate control with air purification (with CO2 sensor)	●	●
Rear independent air vents	Second rows	Second rows
PM2.5 monitoring	●	●
Air quality system (AQS)	●	●
Negative ion generator	●	●
Steering wheel heating	●	●
Steering wheel 4-way automatic control	●	●

Li L6 | Configuration

<div>● Standard - N/A</div>	Li L6 Pro	Li L6 Max
LED interior ambient lights (256 colors)	●	●
LED touch reading lights for the first and second rows	●	●
LED floor lights	The first and second rows	The first and second rows
Sun visor vanity mirror	With LED lighting	With LED lighting
Integrated panoramic sunroof	●	●
Electric sunshade	●	●
One-touch button to lift and lower all windows (with anti-pinch)	●	●
Nap Mode	●	●
Bed Mode	●	●
Cabin material		
Premium black fabric lining	●	●
Nappa leather multi-function steering wheel	●	●
Double-layer, soundproof windshield	●	●
Double-layer, soundproof glass in the first row	●	●
Double-layer, soundproof and tinted glass in the second row	●	●
Integrated panoramic sunroof (Double-layered soundproof and private glass)	●	●
Tufted mats for the whole vehicle	●	●
Interior Charging		
Front-row wireless mobile phone charging (50W air cooling)	×2	×2
Front-row USB Type-C(15W)	×2	×2
Second-row USB Type-C(60W)	×2	×2

Li L6 | Configuration

<div>● Standard - N/A</div>	Li L6 Pro	Li L6 Max
Interior 12V Socket	Front row ×1, Trunk ×1	Front row ×1, Trunk ×1
Storage Space		
Front-row independent cup holder	×2	×2
Second-row independent cup holder	×2	×2
Front-row lower storage space	●	●
Split armrest box	●	●
Super-large door storage space	●	●
Hidden trunk storage space	●	●
Convenient Driving and Riding		
Keyless entry	Four doors	Four doors
Keyless start	●	●
Mobile phone Bluetooth key	●	●
Remote vehicle control with App	●	●
Smart vehicle finder	With automatic parking lot photographing	With automatic parking lot photographing
Smart key	×2	×2
Mechanical key	×1	×1
Power column shift	●	●
Flush electric door handles for the whole vehicle	●	●
Electric tailgate	●	●
Electric tailgate position memory	Steplessly adjustable	Steplessly adjustable
Electric heating for side mirrors	●	●
Integrated side mirror blind spot detection	●	●

Li L6 | Configuration

<div>● Standard - N/A</div>	Li L6 Pro	Li L6 Max
Electric adjustment of side mirrors (with side mirror memory)	●	●
Automatic side mirror adjustment for reversing	●	●
Automatic anti-glare rearview mirror	●	●
Automatic anti-glare driver side mirror	●	●
360° HD panoramic camera	●	●
Transparent chassis	●	●
HD reversing camera	●	●
On-board electric pump	●	●
On-board tool kit	●	●
Smart Driving		
	Li Pilot Assistance AD Pro	Li Pilot Assistance AD Max
Li AD Max Smart Driving Hardware Platform		
Domain controller	Horizon Robotics Journey™ 5 ×1 (128TOPS)	NVIDIA Orin-X ×2 (508TOPS)
128-line LiDAR	-	●
Front perception camera	8 MP ×1	8 MP ×2
Side front perception camera	2 MP ×2	8 MP ×2
Side rear perception camera	2 MP ×2	8 MP ×2
Rear perception camera	2 MP ×1	2 MP ×1
Surround view camera	3 MP ×4	3 MP ×4
Forward millimeter wave radar	●	●
Ultrasonic radar	×12	×12
Capacitive hand detection steering wheel	●	●

Li L6 | Configuration

<div>● Standard - N/A</div>	Li L6 Pro	Li L6 Max
Steering wheel with vibration alert	●	●
Attention Warning System	●	●
All-Scenario NOA Highways as well as urban beltways and roads across China		
Passing urban intersections (going straight/unprotected left and right turns)	-	●
Detour on urban roads (construction/obstacle vehicles)	-	●
Lane change in traffic jams (highways/urban roads)	Only Highways	●
Lane change and overtaking (autonomous/recommended)	●	●
Ramp entry and exit (highways/urban roads)	Only Highways	●
Speed limit control (highways/urban roads)	Only Highways	●
All-Scenario LCC Highways as well as urban beltways and roads across China		
Passing intersections in response to traffic lights (going straight)	○	●
Detour on urban roads	○	●
Roadwork deceleration & avoidance	○	●
Autonomous lane selection at merge/ diverge junctions	●	●
Autonomous inference and lane line generation	●	●
Lane Keep Assist (LKA)	●	●
Lane change in response to turn signals	●	●
Instruction-following Pilot	-	○
Functions marked with ○ will be released via OTA in the future		

Li L6 | Configuration

<div>● Standard - N/A</div>	Li L6 Pro	Li L6 Max
Intelligent parking		
360° panoramic camera	●	●
Auto Park Assist (APA)	●	●
Straight-line remote control	●	●
Remote Parking (RPA)	●	●
Remote Parking Out (RPO)	○	○
Automatic Valet Parking (AVP)	-	Silent route learning/Cross-floor channel driving/Reversing adjustment/Avoidance & detour
custom parking spot	○	○
Functions marked with ○ will be released via OTA in the future		
Active Safety		
Autonomous Emergency brake	●	●
General Obstacles-Autonomous Emergency brake	-	○
Rear-Autonomous Emergency brake	○	○
Maneuver-Autonomous Emergency brake	○	○
Autonomous Emergency Steering	○	○
Front Crossing Traffic Assist /Brake	○	○
Rear Crossing Traffic Assist /Brake	○	○
Emergency Lane Keeping	●	●
Secondary collision mitigation	○	○
MissAcceleration Inhabit	○	○
Lane Departure Prevention	●	●

Li L6 | Configuration

	● Standard - N/A	Li L6 Pro	Li L6 Max
Lane Departure Warning		●	●
Front Collision Warning		●	●
Rear Collision Warning		○	○
Door Opening Warning		●	●
Traffic Sign Recognition		●	●
Traffic Light Recognition		○	○
Traffic Speed Assist		○	○
Functions marked with ○ will be released via OTA in the future			





















Smart Space

	Li Smart Space SS Pro	Li Smart Space SS Pro
Li AD Max Smart Driving Hardware Platform		
HMI Chips	Qualcomm Snapdragon 8295P	Qualcomm Snapdragon 8295P
RAM	24GB	24GB
High-speed dual-SIM 5G module	●	●
Steering Wheel Safe Driving Touch-Bar Display	●	●
HD projection heads up display (HUD)	●	●
15.7-inch Center Information Display(CID) (3K resolution)	●	●
15.7-inch Copilot Entertainment Display (3K resolution)	●	●
A-SPICE anti-shatter glass	●	●
Anti-glare screen technology	●	●
Dual array microphone	4 groups	4 groups
Cockpit Sensor	RGB&IR Visual module ×1	RGB&IR Visual module ×1

Li L6 | Configuration

● Standard - N/A	Li L6 Pro	Li L6 Max
Speaker/Power	19 Speakers/1920 W	19 Speakers/1920 W
AI Li Xiang Tong Xue		
Large model Mind GPT-based Li Xiang Tong Xue	●	●
Multimodal wireless conversation zone positioning	●	●
Multimodal voice control for any displayed voice assistant command options	Voice and visual fusion search	Voice and visual fusion search
Multimodal anaphora interaction (voice/gesture)	●	●
Voiceprint recognition and following	●	●
Continuous execution of multi-task command	●	●
Free Interaction with Dialects	●	●
Offline voice support	●	●
Whole-vehicle Wakeup-free	●	●
HMI System		
Card UI desktop	●	●
Children Mode	●	●
Multi-screen simultaneous casting	●	●
TaskFlex	●	●
Tuning Master	●	●
Painting Master	●	●
Magic camera	●	●
Browser	●	●
Vehicle hotspot	●	●

Li L6 | Configuration

	● Standard	- N/A	Li L6 Pro	Li L6 Max
App Store	<div><div><div></div><div>Map</div></div><div><div></div><div>iQIYI</div></div><div><div></div><div>QQ Music</div></div><div><div></div><div>Netease Cloud Music</div></div><div><div></div><div>bilibili</div></div><div><div></div><div>Himalaya</div></div><div><div></div><div>Migu Video</div></div><div><div></div><div>WeSing</div></div><div><div></div><div>Leishi KTV</div></div><div><div></div><div>Tencent Video</div></div><div><div></div><div>Huanxi Premium</div></div><div><div></div><div>Idiom chain</div></div><div><div></div><div>Uncle Kai stories</div></div><div><div></div><div>CITIC Academy</div></div><div><div></div><div>Dedao</div></div><div><div></div><div>Meituan</div></div><div><div></div><div>LIZHI Podcast</div></div><div><div></div><div>Youku Video</div></div><div><div></div><div>KUGOU</div></div><div><div></div><div>TIDE</div></div></div> <div>Ongoing OTA upgrades</div>			
Flagship Video				
Dolby Atmos	●		●	
Dolby Vision	●		●	
7.3.4 speaker layout	●		●	
Speaker/Power	19 Speakers/1920 W		19 Speakers/1920 W	
Tweeter design	Dome aluminum cone		Dual edge aluminum cone	
Mid-range speaker design	Tradition taper cone		CosCone	
Subwoofer Design	Tradition taper cone		CosCone	
Screen type (CID/Copilot Entertainment Display)	LCD		LCD	
TÜV low blue light certificated	●		●	
Multi-touch screen	●		●	



Migu Video



WeSing



Leishi KTV



Tencent Video



Huanxi Premium



Idiom chain



Uncle Kai stories



CITIC Academy



Dedao



Meituan



LIZHI Podcast



Youku Video



KUGOU



TIDE

Ongoing OTA upgrades

Li L6 | Configuration

<div>● Standard - N/A</div>	Li L6 Pro	Li L6 Max
Anti-glare screen	●	●
Anti-glare screen technology	●	●
Wired screen casting	Front (3K resolution)	Front (3K resolution)
Wireless screen casting	●	●
Exterior Configuration		
Exterior Lights and Gears		
Run-through Halo LED headlights	●	●
3-dimensional Halo LED taillights	●	●
LED smart driving assist lights	-	●
LED side marker lights	●	●
LED greeting lights	●	●
LED courtesy lights	●	●
Automatic high beam	●	●
Rain-sensing front wipers	●	●
Concealed rear window wiper	●	●
Mounting holes for roof rack	●	●
Active air-intake grille	●	●
Charging and Power Supply		
Charging port flap(Electric induction)	Electric induction, Close by hand	Electric induction, Close by hand
Li Auto Home Charging scheduled charging	●	●
Li Supercharging plug-and-charge	●	●
External discharge	3.5kW	3.5kW

Li L6 | Configuration

● Standard - N/A	Li L6 Pro	Li L6 Max
External discharge adapter	●	●
Security Configuration		
High-strength steel-aluminum body	●	●
Double-impact protected battery pack	●	●
Front-row front airbag	×2	×2
Front-row side airbag	×2	×2
Second-row side airbag	×2	×2
Curtain airbags for all windows	×2	×2
Dual-chamber far-side airbags	●	●
Pretensioning seatbelt	●	●
ISOFIX interface for child safety seat at the second row	×2	×2
Electronic child safety locks for rear doors	●	●
Driving recorder	●	●
Hill descent control (HDC)	●	●
Electronic stability program (ESP)	●	●
Tire-pressure monitoring system (TPMS)	●	●
Electronic parking brake (EPB)	●	●
AUTO HOLD parking control	●	●
Pedestrian warning noise	●	●
Electronic anti-theft function for power system	●	●
Trailer mode	●	●
Anti-theft alarm system	●	●